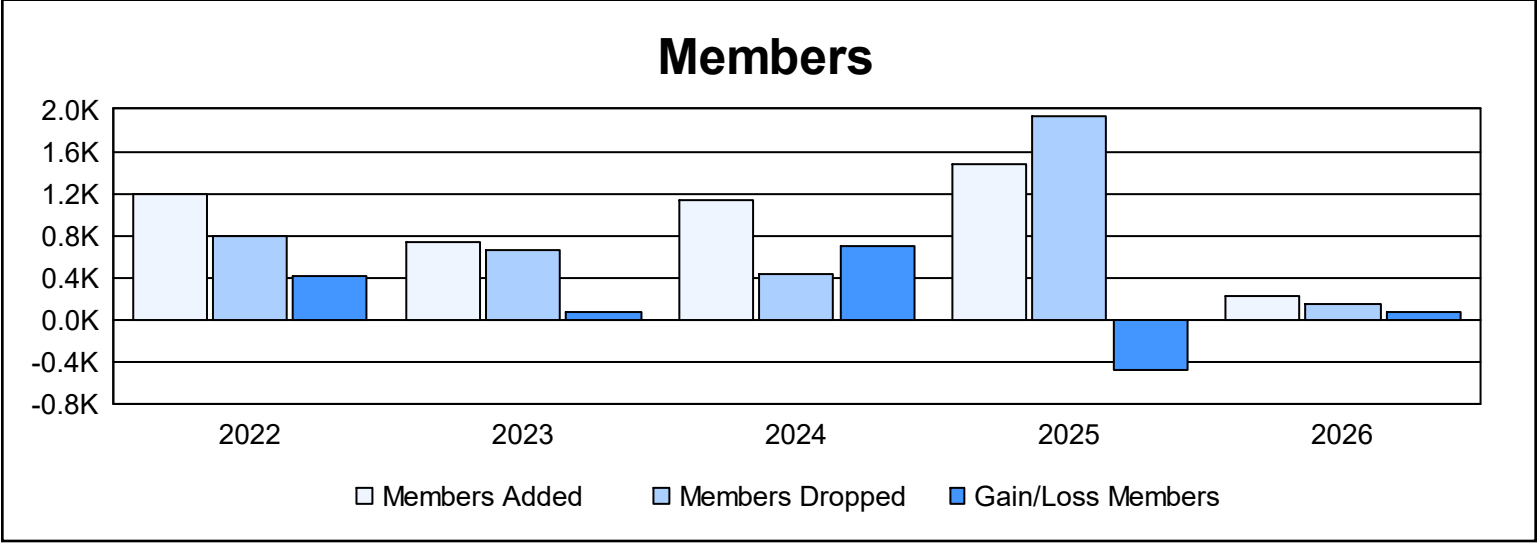
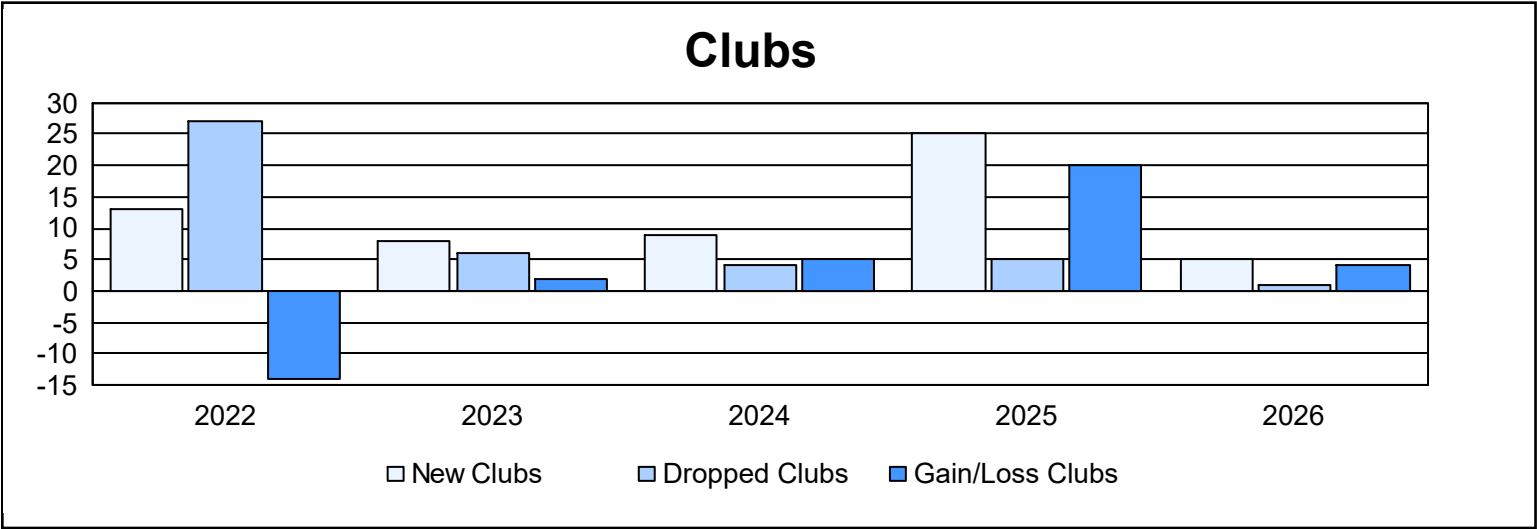
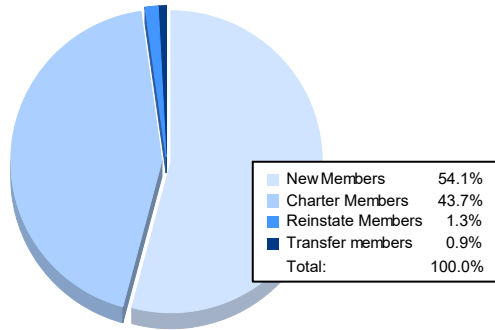


| Year | New Clubs | Dropped Clubs | Gain/ Loss Clubs | New Members | Charter Members | Reinstate Members | Transfer Members | Total Member Added | Total Members Dropped | Gain/ Loss Members |
|-----------|-----------|---------------|------------------|-------------|-----------------|-------------------|------------------|--------------------|-----------------------|--------------------|
| 2021-2022 | 13 | 27 | -14 | 792 | 378 | 13 | 16 | 1,199 | 790 | 409 |
| 2022-2023 | 8 | 6 | 2 | 304 | 342 | 19 | 68 | 733 | 669 | 64 |
| 2023-2024 | 9 | 4 | 5 | 857 | 217 | 45 | 9 | 1,128 | 432 | 696 |
| 2024-2025 | 25 | 5 | 20 | 635 | 513 | 125 | 197 | 1,470 | 1,941 | -471 |
| 2025-2026 | 5 | 1 | 4 | 124 | 100 | 3 | 2 | 229 | 155 | 74 |
| Average | 12 | 9 | 3 | 542 | 310 | 41 | 58 | 952 | 797 | 154 |



Membership Composition November 2025 Cumulative



Gender Composition November 2025 Cumulative

